

Natural Channels Conference  
September 2016

# Key Aspects to be Considered in Natural Channel System (NCS) Applications



**CONSTRUCTION**

*Restoring Natural Waterways  
for 40 Years*

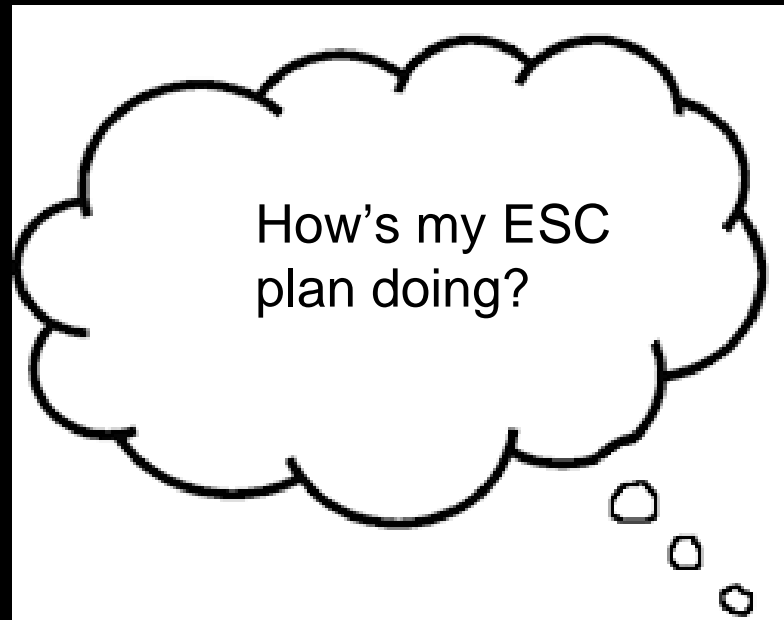
# **How to Ensure Success When Designing a Project**

# **A Contractor's Top 10 List for a Successful Creek Project**

# 10. Know your site – check it after a rain event



**9. Be prepared for modifications to ESC plans – they sometimes need to be adjusted to reflect current site conditions**



# 8. Have a start up meeting – and attend!



**7. Acknowledge that there may be turbid water at times. Discuss what is acceptable and what is not**













## **6. Accept that there may and probably will be changes to the drawings and methodology**

“Don’t be afraid of change. You might lose something good, but you’ll gain something better”

**5. Expect that since the boulders, logs, brush etc. are natural products, they have a variable size range**

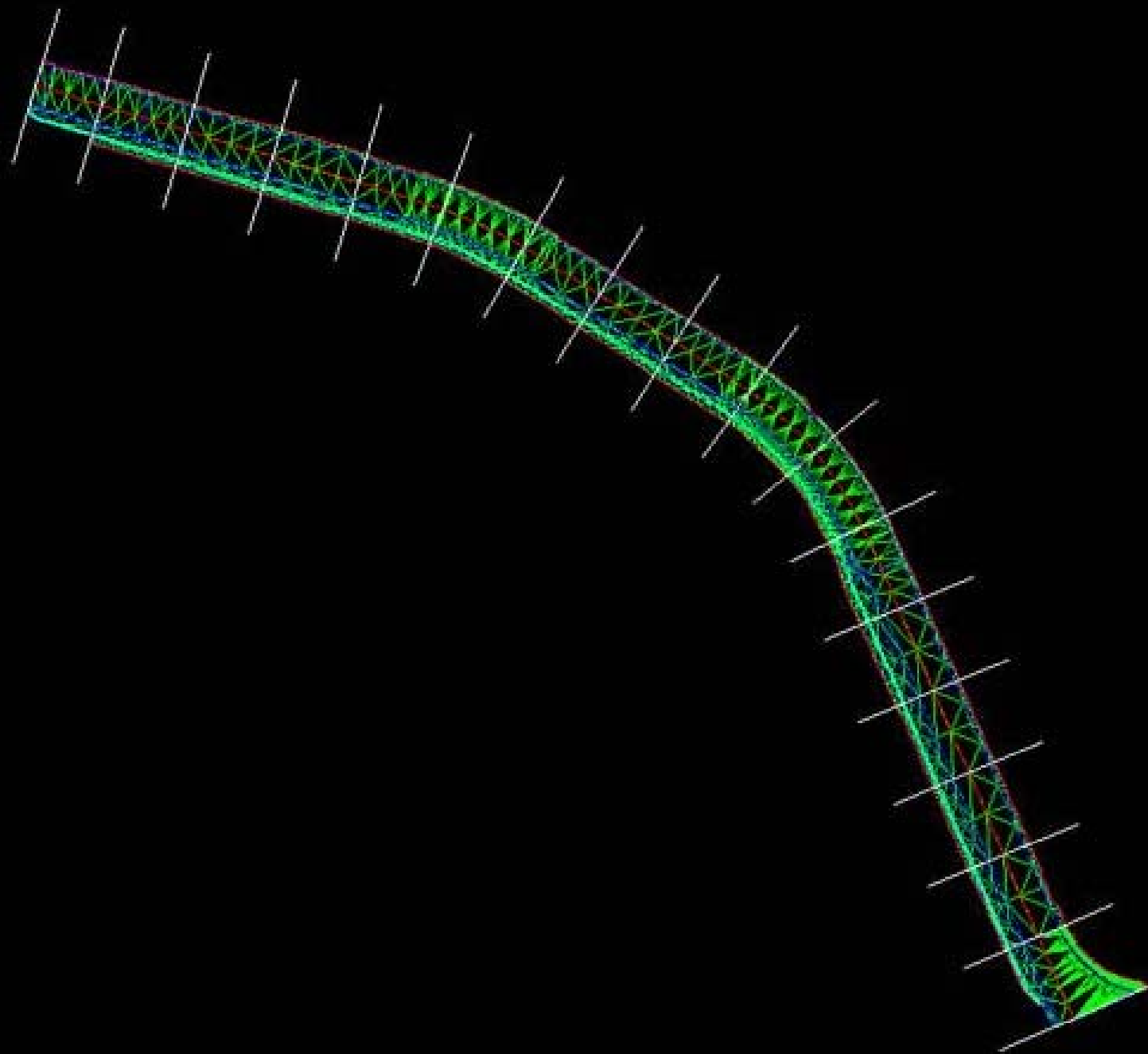


# 4. Visit the site periodically after construction to learn strong and weak points of the work



### 3. Whenever possible, use GPS systems for excavation, grading and creek features










-0.000m    ↓ 0.485m



Z 338.733m

Z 338.709m



-1.4%

+0.000m

↓ 0.479m



## 2. Vegetate and get that site green ASAP!







# Sod Matting



**March 2004**



**June 02, 2004**



**June 25, 2004**



**July 25, 2004**

# 1. Confirm that the contractor has the appropriate equipment, experiences and manpower



















2004/01/26

# Contractor Selection

- **Prequalification**
  - **Point System**
    - **Experience**
    - **Equipment**
    - **Employees**

**Total Points = /100**
- **Price – Low Bid**

# Thank You

**Harry Reinders**

**RM**

**CONSTRUCTION**

*Restoring Natural Waterways  
for 40 Years*

**[www.rmconstruction.com](http://www.rmconstruction.com)**